









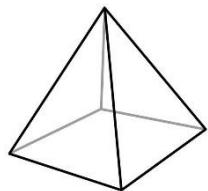





Juniper Class Home-Learning Autumn 2019



Weekly Essentials	Enrichment Ideas We encourage you to choose at least 6 activities over the term. It is always fantastic to see the creative ideas you have and the ways you extend your learning at home. Please record this in your home-learning Curriculum Enrichment book provided. Hand in Day: Friday			
Reading Challenge Read your reading book at least 3 times a week. Write a written response to the text you are reading once a week. Hand in Day: Thursday	Scribe – The Ancient Egyptians used hieroglyphics to write messages. Can you make a secret message using these? 	Research the importance of the River Nile? How did it improve the lives of the Egyptians? 	Investigate – get a magnet and make a list of items that it attracts. 	Create your own Egyptian God/Goddess. What animals have you used and why? 
Maths challenge Have a go at our maths challenges that are on our class blog. This can be recorded in your home learning book	Research what Egyptian homes looked like, then show in pictures, words or a model. 	Design an outfit for an Egyptian person. 	Research What famous landmarks are there in Egypt? What's special about them? 	Online Learning: 
Spelling challenge The spelling focuses for the term are on our class blog. Look at our Spelling strategies to help you learn them.	Describe the things you value in your life. What 'treasures' would you put in a tomb and why? 	Create an Egyptian death mask 	Make your own pyramid What would it look like inside? 	Create some traps to keep your mummy safe in his tomb. Draw a diagram and explain how they work. 



Juniper Class Home-Learning Autumn 2019

